

Official Notice to SIX Swiss Exchange

4 May 2026

Title: Transurban Queensland Finance Pty Limited
Valor Symbol: TQF161, TQF17, TQF2 and TQF25
Valor No: 34091216, 40960636, 110870483 and 143324118
ISIN: CH0340912168, CH0409606362, CH1108704839, CH1433241184

West Gate Tunnel asset tour

Attached is an announcement made by Transurban Group (ASX: TCL) which is provided for the information of Transurban Queensland Finance Pty Limited (**Transurban Queensland**) noteholders.

Transurban Queensland has notes listed on the SIX Swiss Exchange.

Notices by Transurban Queensland to the SIX Swiss Exchange are also available at the following website:
www.transurban.com/tqfinstatements

Investor enquiries

Craig Stafford, CFA
General Manager Strategy and Investor Relations
+61 401 109 842
cstafford@transurban.com

Media enquiries

James Richards
Head of Media
+61 459 812 770
jrichards@transurban.com

Classification

Public

Transurban

Transurban Queensland Finance Pty Limited
ABN 16 169 093 850
corporate@transurban.com
www.transurban.com

Level 39
300 George Street
Brisbane
Queensland 4000 Australia
Telephone +617 3323 0100
Facsimile +617 3423 3209

ASX release

4 May 2026

West Gate Tunnel asset tour¹

Transurban today will host an asset tour of the West Gate Tunnel project (the Tour), showcasing key elements of the project, including the technology and systems within the Freeway Control Centre in Melbourne that operates both CityLink and the West Gate Tunnel. Key data points and project benefits that may be referenced during the Tour are provided in the accompanying slides to this ASX announcement.

Transurban released the March quarter 2026 traffic on 9 April 2026 and today provides an update on Australian markets April 2026 monthly traffic. Traffic in late March was impacted by the current geopolitical and macroeconomic environment and early April traffic was consistent with these trends. However, the trends observed in early April currently appear to be moderating, with more recent traffic showing signs of improvement.

For April, Melbourne traffic grew by 1.6%, supported by continued contribution from the West Gate Tunnel project. Brisbane traffic increased by 0.7%, consistent with underlying performance observed in the March quarter. Sydney traffic declined by 1.2% with macroeconomic factors influencing travel patterns over the Easter holiday period combined with construction activity continuing to disrupt traffic. During April, commercial vehicle traffic increased 10.8% across Australian markets, 4.4% excluding West Gate Tunnel (Sydney: 2.3%, Melbourne: 16.6%, 3.3% excluding West Gate Tunnel and Brisbane: 7.8%).

North American traffic continued positive momentum with the strong value proposition supporting both volume and price growth. Average dynamic toll prices for the March quarter increased, rising 14.6% to US\$14.35 on the 95 Express Lanes and 36.0% to US\$10.65 on the 495 Express Lanes².

Transurban will continue to monitor the impact of the current geopolitical and macroeconomic environment. The duration and extent of any impacts will depend on geopolitical developments in key energy-producing regions, government policy decisions and the broader macroeconomic response.

The resilience of the portfolio is underpinned by the essential nature of the Group's urban transport assets, with more than 90% of revenue CPI-linked or subject to fixed escalators, with inflation impacts typically flowing through over a period of up to 18 months. Transurban continues to actively navigate the current macroeconomic and geopolitical environment through disciplined balance sheet management, operational focus and a continued commitment to delivering value for customers. During the period, the Group successfully refinanced \$1.210 billion of WestConnex debt in the Australian Medium Term Note market, further strengthening liquidity and extending debt maturity profiles.

¹ All % changes shown throughout are in relation to the respective prior corresponding period unless otherwise noted.

² Given the timing of this ASX release, North America volume and price data for April is not yet finalised.

Classification

Public

Transurban Group

Transurban International Limited
ABN 90 121 746 825

Transurban Holdings Limited
ABN 86 098 143 429

Transurban Holding Trust
ABN 30 169 362 255

ARSN 098 807 419

corporate@transurban.com
www.transurban.com

Level 31
Tower Five, Collins Square
727 Collins Street
Docklands
Victoria 3008 Australia

Telephone +613 8656 8900

Facsimile +613 8656 8585

END

Investor enquiries

Craig Stafford, CFA
General Manager Strategy and Investor Relations
+61 401 109 842
cstafford@transurban.com

Media enquiries

James Richards
Head of Media
+61 459 812 770
jrichards@transurban.com

This announcement is authorised by the CEO of Transurban Group, Michelle Jablko.

Classification

Public

Transurban Group

Transurban International Limited
ABN 90 121 746 825

Transurban Holdings Limited
ABN 86 098 143 429

Transurban Holding Trust
ABN 30 169 362 255

ARSN 098 807 419
corporate@transurban.com
www.transurban.com

Level 31
Tower Five, Collins Square
727 Collins Street
Docklands
Victoria 3008 Australia
Telephone +613 8656 8900
Facsimile +613 8656 8585

An aerial photograph of the West Gate Tunnel project in Melbourne. The image shows a multi-lane highway with a large, curved, lattice-structured tunnel structure above it. In the background, there are industrial buildings, a bridge, and a cityscape. The foreground shows a large area of stacked shipping containers in various colors (red, blue, green, white) and some industrial buildings. The text 'West Gate Tunnel asset tour' is overlaid in white on the left side of the image.

West Gate Tunnel asset tour

4 May 2026

Disclaimer

This publication is prepared by Transurban Holdings Limited (ACN 098 143 429), Transurban International Limited (ACN 121 746 825) and Transurban Infrastructure Management Limited (ACN 098 147 678; AFSL 246 585) as the responsible entity of Transurban Holding Trust (ARSN 098 807 419) (together referred to as "Transurban", "Transurban Group" or "Group").

The information in this publication is in summary form, does not purport to be complete, is of a general nature and does not take into account individual objectives, financial situations or particular needs and is not intended as investment or financial advice and must not be relied upon as such. Any person intending to deal in Transurban securities is recommended to obtain professional advice.

To the maximum extent permitted by law, none of Transurban, nor its related bodies corporate or affiliates, and none of their respective Directors, officers, employees or agents or any other person: (1) accept any responsibility or liability including, without limitation, any liability arising from fault or negligence for any loss arising from this publication or reliance on anything contained in or omitted from it or otherwise arising in connection with this publication; (2) make any representation or warranty, express or implied, as to the currency, accuracy, reliability, or completeness of the information in this publication or that this publication contains all material information about Transurban, or the likelihood of fulfilment of any forward-looking statements or any event or results expressed or implied in any forward-looking statement; or (3) have any obligation to correct or update the content of this publication.

This publication contains certain forward-looking statements. The words "will", "may", "should", "continue", "expect", "forecast", "potential", "estimated", "projected", "likely", "anticipate" and other similar expressions are intended to identify forward-looking statements. Indications of, and guidance on, future earnings, financial position, costs, distributions, capex requirements, performance, interest rate and CPI sensitivity are also forward-looking statements as are statements regarding plans, strategies and objectives of management and internal management estimates and assessments of traffic expectations and market outlook. These statements discuss future expectations concerning the results of asset and/or financial conditions or provide other forward-looking information. The forward-looking statements are based on the information available as at the date of this publication and/or the date of Transurban's planning processes or scenario analysis processes. Such forward-looking statements are not guarantees of future performance and involve known and unknown risks (including the risks set out in the "Risk management" section of the FY25 Corporate Report available on our website transurban.com), uncertainties and other factors, many of which are beyond the control of Transurban, its related bodies corporate, its affiliates, and their respective Directors, officers, employees, agents and advisors, that may cause actual results to differ materially from those expressed or implied in such statements. There can be no assurance that actual outcomes will not differ materially from these statements.

There are usually differences between forecast and actual results because events and actual circumstances frequently do not occur as forecast and their differences may be material. Investors should not place undue reliance on forward-looking statements, particularly in light of the current economic climate and global volatility, uncertainty and disruption.

The views expressed in this publication may contain information derived from publicly available sources that have not been independently verified.

NO OFFER

This publication does not constitute an offer to sell, or a solicitation of an offer to buy, any securities for sale in the United States of America or in any other jurisdiction. Securities may not be offered or sold in the United States unless registered under the U.S. Securities Act of 1933, as amended (the "U.S. Securities Act"), or offered and sold in a transaction exempt from, or not subject to, the registration requirements of the U.S. Securities Act.

Supporting Melbourne's long-term growth¹

Population growth

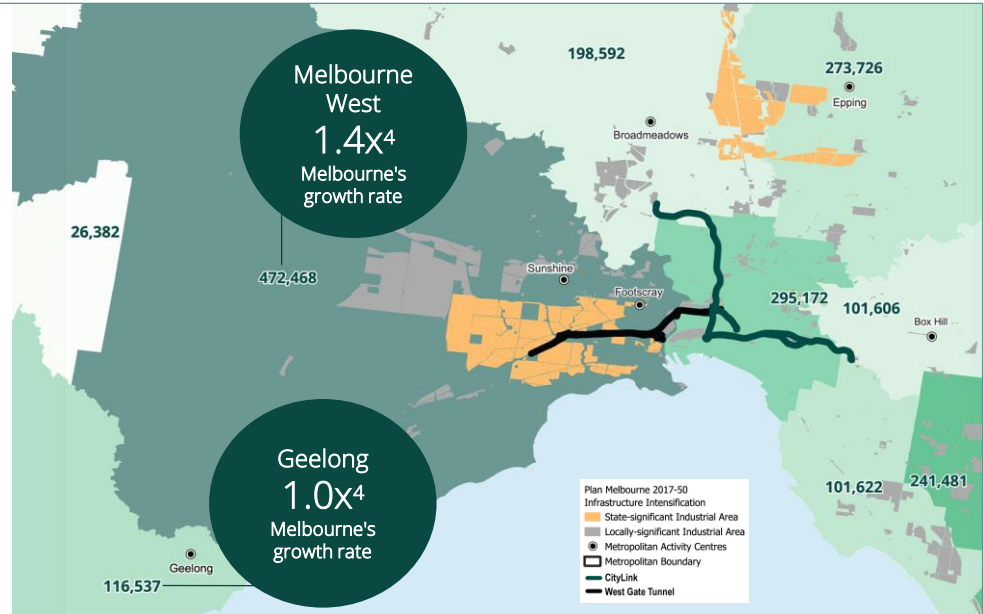
- +50% population growth forecast in the surrounding western growth areas of Melbourne (2026-2046)²

Investment corridors

- Melbourne's west and north are key growth corridors supported by government and private investment in new activity centres, health, education and state-significant industrial precincts³

Shifting employment dynamics

- Employment in the west is expected to grow at a 5% faster rate over the next 20 years when compared to growth in the east²



1. The 2017 West Gate Tunnel EES anticipated ADT of approximately 55k-66k vehicles by 2031.

2. DAE Land Use Forecasts (September 2025) and Transurban analysis.

3. Department of Environment, Land, Water and Planning 2017, Plan Melbourne 2017-2050.

4. Multiplier of average Melbourne growth 2026-2046

Delivering immediate productivity and liveability benefits



Trucks off local streets

↓ 90%

reduction in trucks off inner west Melbourne streets compared to the month before WGT opened¹



Fuel savings

6L or \$15.00

saved for LHCV's per trip on the WGT during peak hours²



Reduced travel time

15mins

average travel time savings³



Value for freight customers through enhanced tolling products

~\$11.70

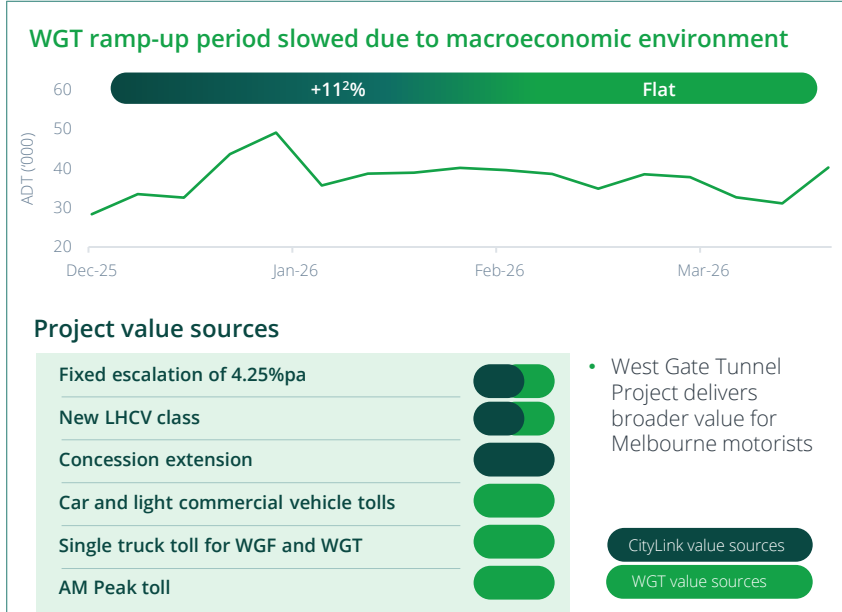
represents the average toll paid, with discounts applying to roughly 55% of freight trips⁴

1. Victorian Department of Transport and Planning – reflects the reduction in trucks transporting shipping containers, semi-trailers and large heavy vehicle combinations compared to the average daily count in the month before WGT opened.
2. Heavy Articulated Truck savings during 6-9am and 3-6pm eastbound and westbound between 1 March 26 – 31 March 26 using the average monthly

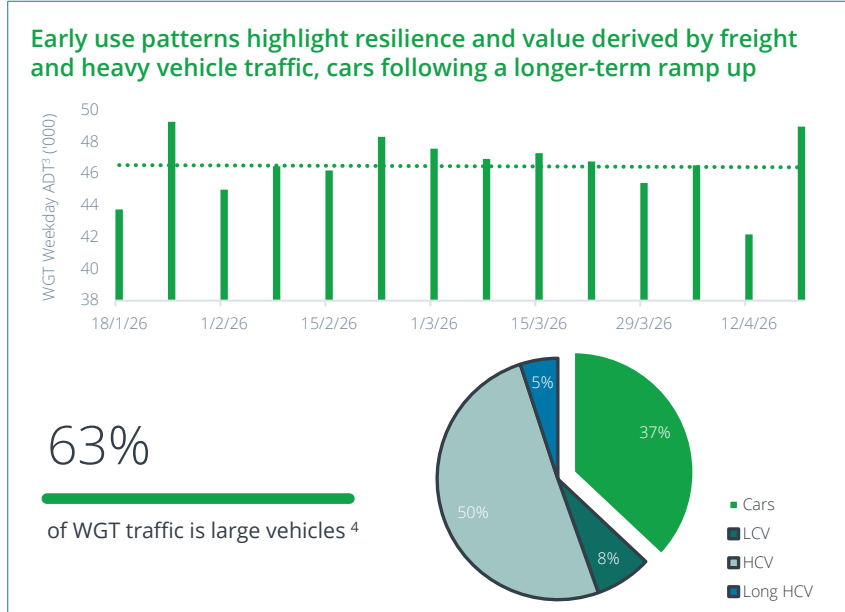
3. Diesel price for Melbourne of \$2.59 - Australian Institute of Petroleum.
3. Average time travel savings westbound during 6-9am and 3-6pm for March 2026 workdays calculated using the best alternative route when considering a full trip length of the asset – TomTom data and Transurban management analysis.

4. Based on freight trips across the CityLink and WGT networks, including port-related journeys. The average shown represents WGT toll component only.

Traffic early in ramp up¹



1. The contractor has experienced a number of challenges. We note that claims are not unusual at the end of a project and any claims, if received, would be assessed in accordance with the contractual framework. We continue to work through technical closeout, defects and resolution of any commercial matters.



2. January traffic excludes weekend free period transactions.

3. WGT traffic measured in average daily transactions.

4. YTD March 2026 traffic.

Glossary

TERM	DEFINITION
BOARD	The Boards of Transurban Holdings Limited, Transurban International Limited and Transurban Infrastructure Management Limited as responsible entity of Transurban Holding Trust have common directors and meet concurrently
ADT	Average Daily Traffic. ADT is calculated by dividing the total number of trips on each asset (transactions on CityLink and West Gate Tunnel) by the number of days in the period. For new assets, the count of days begins at the commencement of tolling. Average daily trip growth rates reflects, in part, the financial performance of toll revenue.
DAE	Deloitte Access Economics
DTP	Department of Transport and Planning
GROUP or TRANSURBAN GROUP	Reference to Transurban Holdings Limited, Transurban International Limited and Transurban Infrastructure Management Limited as the responsible entity of Transurban Holding Trust and their controlled entities
HCV	Heavy Commercial Vehicle
LCV	Light Commercial Vehicle
LHCV	Long Heavy Commercial Vehicle
N/A	Not applicable
THL	Transurban Holdings Limited
VIC	Victoria, Australia
WGB	West Gate Bridge
WGF	West Gate Freeway
WGT	West Gate Tunnel