

2025 AGM ONLINE PARTICIPATION GUIDE

GETTING STARTED

If you choose to participate online you will be able to view a live webcast of the meetings. Security holders and proxy holders will also be able to ask questions online and submit votes in real time. To participate online visit <https://meetnow.global/M6T5NGR> on your smartphone, tablet or computer. You will need the latest versions of Chrome, Safari, Edge or Firefox. Please ensure your browser is compatible.

TO LOG IN, YOU MUST HAVE THE FOLLOWING INFORMATION:

Australian Residents

SRN or HIN and postcode of your registered address.

Overseas Residents

SRN or HIN and country of your registered address.

Appointed Proxies

Please contact Computershare Investor Services on +61 3 9415 4024 to request your unique email invitation link prior to the day of the meetings.

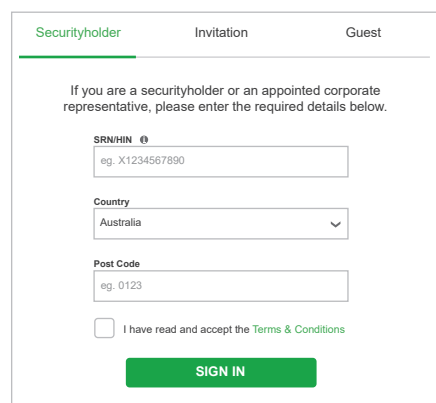
PARTICIPATING IN THE MEETINGS

To participate in the meetings visit <https://meetnow.global/M6T5NGR> then click on the JOIN MEETING NOW button.

JOIN MEETING NOW

To register as a security holder

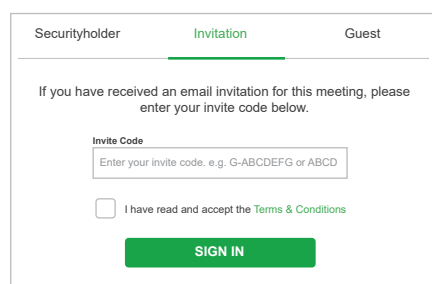
Select 'Securityholder', enter your SRN or HIN and select your country. If you select Australia, also enter your postcode.



The screenshot shows the 'Securityholder' tab selected. It contains fields for SRN/HIN (with example 'X1234567890'), Country (a dropdown menu with 'Australia' selected), and Post Code (with example '0123'). At the bottom, there is a checkbox for 'I have read and accept the Terms & Conditions' and a green 'SIGN IN' button.

OR To register as a proxy holder

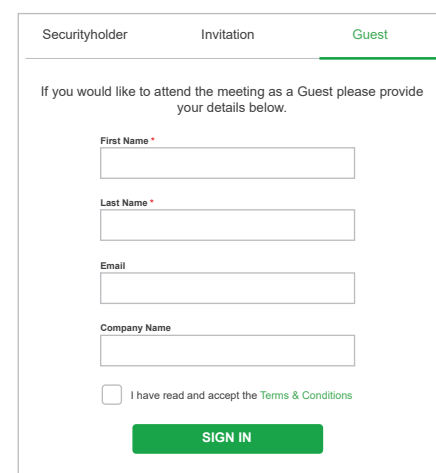
To access the meetings click on the link in the invitation email sent to you. Or select 'Invitation' and enter your invite code provided in the email.



The screenshot shows the 'Invitation' tab selected. It contains a field for the Invite Code (with example 'G-ABCDEFG or ABCD'). Below this is a checkbox for 'I have read and accept the Terms & Conditions' and a green 'SIGN IN' button.

OR To register as a guest

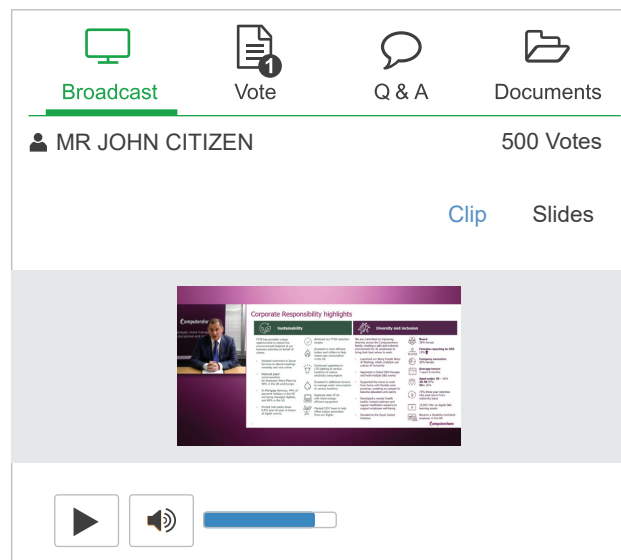
Select 'Guest' and enter your details.



The screenshot shows the 'Guest' tab selected. It contains fields for First Name, Last Name, Email, and Company Name. At the bottom, there is a checkbox for 'I have read and accept the Terms & Conditions' and a green 'SIGN IN' button.



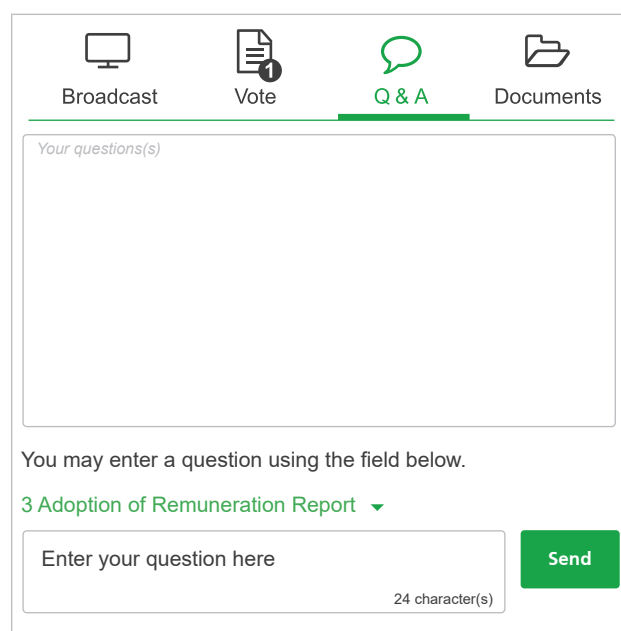
The webcast will appear automatically once the meetings have started. If the webcast does not start automatically press the play button and ensure the audio on your computer or device is turned on.



To ask a written question during the meetings, select the 'Q & A' icon and select the item of business your question relates to. Type your question into the chat box at the bottom of the screen and press 'Send'.

To ask a verbal question, follow the instructions on the platform below the broadcast window.

Only registered security holders or proxy holders will be able to ask questions.



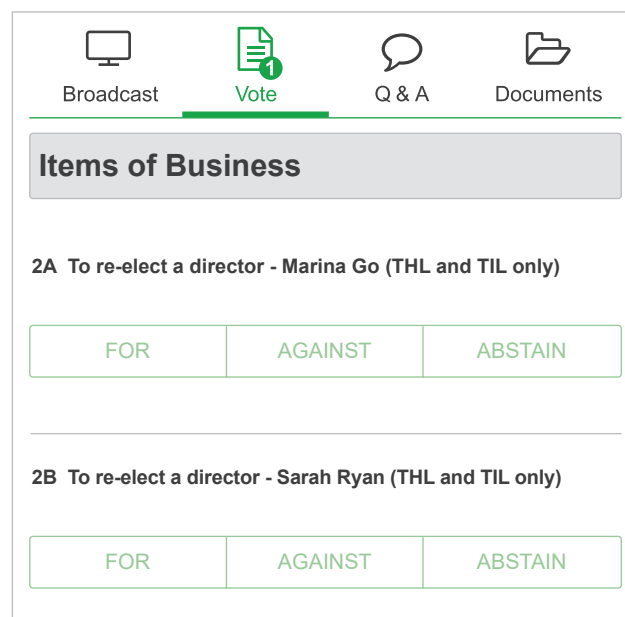
Vote

When the Chair declares the poll open, select the 'Vote' icon and the voting options will appear on your screen.

To vote, select your voting direction. A tick will appear to confirm receipt of your vote.

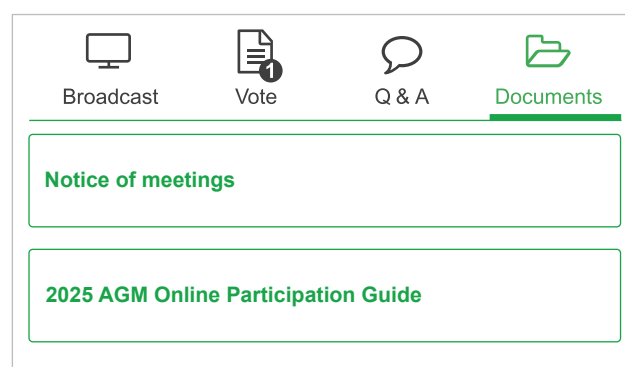
To change your vote, select 'Click here to change your vote' and select a different option to override.

Only registered security holders or proxy holders will be able to vote.



Documents

To view meeting documents select the 'Documents' icon and choose the document you wish to view.



FOR ASSISTANCE

If you require assistance before or during the meetings please call +61 3 9415 4024.