

Permitted - Mobile Application Navigation

Authority to Access (Permitted)





Quick reference guide



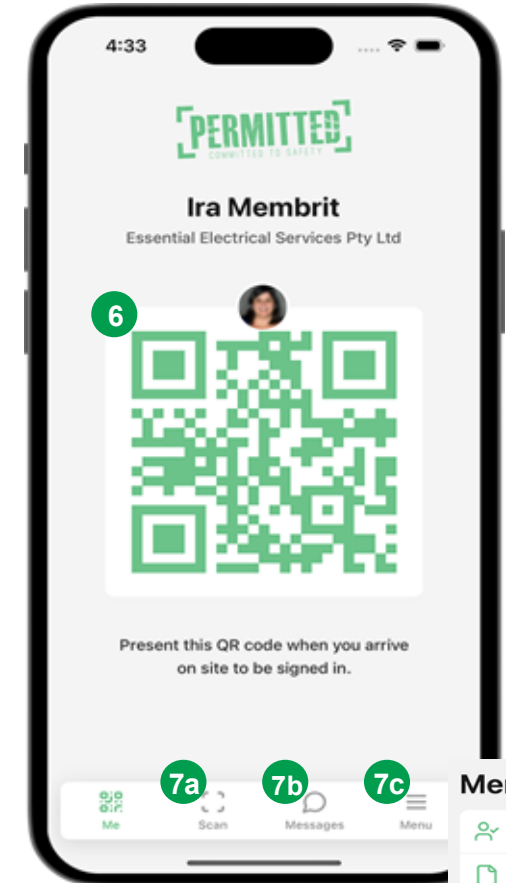

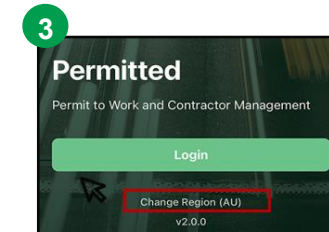
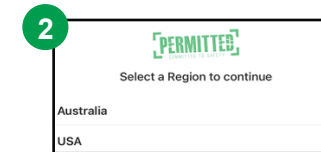
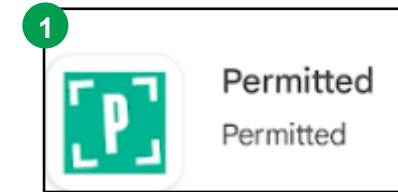
To use the mobile app, you must have registered for Permitted, completed site induction and received validation of your qualification requirements. Please see [suppliers and contractors](#) page on Transurban.com for instructions on how to complete these steps and for the procedure for contractors.

Install and Login to Mobile App





1. Search **Permitted** in Apple play store or Google app store and install the application.
2. When first opening the app, you'll be prompted to select a region, either Australia or USA. Tap the relevant region.
3. Select Login on App login page to continue login.  To change the region at this stage, you can use **Change Region** option.
4. You will be redirected to Permitted web login page  To reset password, use the **Can't login** option.
5. Type your email or mobile number in the **Username**, click **Continue** and follow password prompts to login to Permitted.

Home Screen and App Navigation

6. After login the Permitted home screen displays the QR code. Present this QR code when you arrive on site for a closure to be signed in.
7. The bottom ribbon on the app provides the following menu options:
 - a. **Scan** – Users with elevated access use this option to sign in the workers to TAPs during closures.
 - b. **Messages** – This page displayed relevant messages published for your work TAP.
 - c. **Menu** –
 - a. **My Site Readiness** – Displays readiness status of the sites linked to you.
 - b. **Site Downloads** – Displays the Hazard registers and other downloads available for your linked sites.
 - c. **My Site Contacts** – Displays contacts available for your linked sites.
 - d. **Refresh Access** – Tap this option to sync your permissions with permitted profile (if needed).



Menu

-  My Site Readiness
-  Site Downloads
-  Site Contacts
-  Refresh Access